

Steel Cord Conveyor Belt



Features

Applications: Used in coal, ore, port, metallurgical, power and chemical industries, suitable for long distance and heavy load transportation of materials.

Standards offered: GB/T9770, DIN22131, EN ISO 15236, SANS1366, AS1333.

Special Grade: Heat resistant, LRR, FRAS, FRAS & Cold Resistant, Abrasion & Acid Resistant.

Breakers reinforced: NN breaker; Metal breaker; Kevlar breaker

Sensor loops (in bottom cover): Becker, Coal Control, Goodyear.

Belt Construction



Recommend Minimum Drive Pulley Diameter

Belt Specifications	ST1000	ST1250	ST1600	ST2000	ST2500	ST3150	ST3500	ST4000	ST4500	ST5000	ST5400
Tensile Strength (N/mm)	1000	1250	1600	2000	2500	3150	3500	4000	4500	5000	5400
Max. Cord Diameter (mm)	4.1	4.9	5.6	5.6	7.2	8.1	8.6	8.9	9.7	10.9	11.3
Min. Pulley Diameter (mm)	630	800	1000	1000	1250	1250	1250	1400	1600	1600	1800

Standard DIN 22131

Belt Specification		ST1000	ST1250	ST1600	ST2000	ST2500	ST3150	ST3500	ST4000	ST4500	ST5000	ST5400
Tensile Strength (N/mm)		1000	1250	1600	2000	2500	3150	3500	4000	4500	5000	5400
Max. Cord Diameter (mm)		4.1	4.9	5.6	5.6	7.2	8.1	8.6	8.9	9.7	10.9	11.3
Pitch (mm, ± 1.5)		12	14	15	12	15	15	15	15	16	17	17
Min. Rubber Cover Thickness (mm)		4	4	4	4	5	5.5	6	6.5	7	7.5	8
Width (mm)	Tolerance	Number of cords										
500	± 5	39	34	-	-	-	-	-	-	-	-	-
650	± 7	51	44	-	-	-	-	-	-	-	-	-
800	± 8	64	55	50	64	-	-	-	-	-	-	-
1000	± 10	81	69	64	81	64	64	64	64	659	55	55
1200	± 10	97	84	77	97	77	77	77	77	71	66	66
1400	± 12	114	98	90	114	90	90	90	90	84	78	78
1600	± 12	131	112	104	131	104	104	104	104	96	90	90
1800	± 14	147	127	117	147	117	117	117	117	109	102	102
2000	± 14	164	141	130	164	130	130	130	130	121	113	113
2200	± 15	181	155	144	181	144	144	144	144	134	125	125
2400	± 15	197	169	157	197	157	157	157	157	146	137	137
2600	± 15	214	184	170	214	170	170	170	170	159	149	149
2800	± 15	231	198	170	214	170	170	170	170	159	149	149
3000	± 15	247	212	197	247	197	197	197	197	184	172	172
3200	± 15	264	227	210	264	210	210	210	210	196	184	184

Standard GB/T 9770

Belt Specification		500	630	800	1000	1250	1400	1600	1800	2000	2250	2500	2800	3150	3500	4000	4500	5000	5400	6300	7000	7500
Tensile Strength (N/mm)		500	630	800	1000	1250	1400	1600	1800	2000	2250	2500	2800	3150	3500	4000	4500	5000	5400	6300	7000	7500
Max. Cord Diameter (mm)		3	3	3.5	4	4.5	5	5	5.6	6	5.6	7.2	7.2	8.1	8.6	8.9	9.7	11	11	13	14	15
Often used diameter		2.8	2.8	3	3.4	3.8	4.4	4.4	4.6	5	5.2	6.6	6.6	7.3	7.7	8.2	9	9.8	10	12	13	13
Pitch (mm, ± 1.5)		14	10	10	12	12	14	12	14	12	11	15	14	15	15	15	16	17	17	20	20	21
Min. Rubber Cover Thickness (mm)		4	4	4	4	4	4	4	4	4	4	5	5	5.5	6	6.5	7	7.5	8	10	10	10
Width (mm)	Tolerance	Number of cords																				
500	+10/-5	33	45	45	39	39	34	39	-	-	-	-	-	-	-	-	-	-	-	-	-	-
650	+10/-7	44	60	60	51	51	45	51	46	52	56	41	46	41	41	41	39	36	-	-	-	-
800	+10/-8	54	75	75	63	63	55	63	57	63	69	50	57	50	50	50	48	45	45	-	-	-
1000	± 10	68	95	95	79	79	68	79	71	79	86	64	71	64	64	64	59	55	55	-	-	-
1200	± 10	83	113	113	94	94	82	94	85	94	104	76	85	76	77	77	71	66	66	58	59	54
1400	± 12	96	133	133	111	111	97	111	100	111	122	89	99	89	90	90	84	78	78	68	69	64
1600	± 12	111	151	151	126	126	111	126	114	126	140	101	114	101	104	104	96	90	90	78	80	73
1800	± 14	125	171	171	143	143	125	143	129	143	159	114	128	114	117	117	109	102	102	89	90	83
2000	± 14	139	191	191	159	159	139	159	144	159	177	128	143	128	130	130	121	113	113	99	100	92
2200	± 15	153	211	211	176	176	154	176	159	176	195	141	158	141	144	144	134	125	125	109	110	102
2400	± 15	167	231	231	193	193	168	193	174	193	213	155	173	155	157	157	146	137	137	119	119	110
2600	± 15	181	251	251	209	209	182	209	189	209	231	168	188	168	170	170	159	149	149	129	129	120
2800	± 15	196	271	271	226	226	197	226	203	226	249	181	202	181	183	183	171	161	161	139	139	129
3000	± 15	210	291	291	243	243	211	243	218	243	268	195	217	195	195	195	183	172	172	149	149	139
3200	± 15	224	311	311	260	260	225	260	233	260	286	208	232	208	208	208	196	184	184	160	160	149

Splicing Kits For ST Belt


General splicing kits



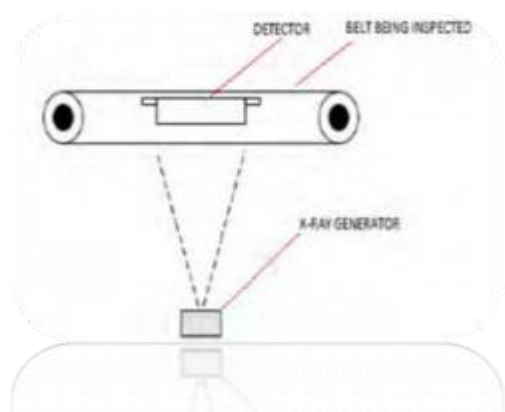

Preform splicing kits




Splicing work on site



X-RAY inspection for splicing on site



Antenna Sensor Loop



Features


The Antenna Sensor Loops are used to induce the signal of the transmitter (TX) to the receiver (RX). The transmitter (TX) and receiver (RX) shoes are positioned at the bottom of the conveyor belt.

When the conveyor is running, the Antenna Sensor Loop moves past the TX and RX shoes and the signal is injected into the loop from the transmitter (TX), then detected by the receiver (RX) indicating a healthy Antenna Sensor Loop / No rip detected reading.

Should the Antenna Sensor Loop be cut or damaged by any foreign body, no signal will be transmitted by the damaged loop and the receiver sensor does not receive the system's sequence signal and thus shuts off the conveyor drive, thereby limiting damage to the conveyor belt.

Construction

Cross-section of a conveyor with an embedded antenna



Goodyear Compatible Antenna Sensor Loop



Becker/Coal Control Compatible Antenna Sensor Loop



Our Antenna Sensor loops are compatible with the following Systems:

1. Becker BRS1 and BRS2 Detection Systems
2. Coal Control Detection System
3. Goodyear / ContiTech Detection System